



## COMPACT ALLROUNDER

### High-wall unit series 1 SMMSu →

#### Highlights

- Space-saving & compact
- Optimum air distribution through large louver flap
- Extremely quiet external PMV version available (sizes 003 to 024)



Compact high-wall unit for combination with VRF outdoor units from the MiNi-SMMS-e, SMMS-e, SMMS-u, and SHRM-e model series (size 003 for SMMS-u only). With their unobtrusive design, these high-wall units fit in offices, shops, hotels, utility rooms, restaurants, etc. Available in eleven capacity sizes from 0.7 to 11.2 kW.

#### → Performance

- Modern, slim design
- Colorful, dimmable LED indicators
- Self-cleaning function dries the heat exchanger after operation has ended
- Quiet 5-stage fan
- Auto diagnostic system

#### → Flexibility

- Large air fin
- Optimal air distribution, even in large spaces
- Washable dust filter that is easy to remove
- Cleaner ambient air
- Washable dust filter that covers the entire heat exchanger
- "Dustless coil" coating of the heat exchanger fins
- Self-cleaning function dries the heat exchanger after operation has ended
- Optional Aktiv-Carbon-Katechin filter strips (Art. 818F0023)
- Optional IAQ filter strips (Art. 818F0036)
- Optional Ultra-Pure 2.5 filter strips (Art. 818F0050)









#### → Easy operation

- Comes with infrared remote controls
- On/off timer
- Automatic mode
- Hi Power
- Quiet
- Preset
- Comfort Sleep
- Optional WiFi control via smartphone, tablet, or PC

#### → Technical details

- Can be combined with all wired remote controls
- Automatic restart after power blackout adjustable
- Refrigerant piping can be connected from three sides

## High-wall unit series 1 SMMSu

Technical data			MMK-UP0121HPL-E
Cooling capacity	kW		3,60
Power consumption (min./nom./max.)	kW		0,017
Heating capacity	kW		4,00
Power consumption (min./nom./max.)	kW		0,017
Airflow	m <sup>3</sup> /h		270/410/540
Sound pressure level (low/med/high)	dB(A)		25/32/37
Sound pressure level (low/med/high)	dB(A)		25/32/37
Liquid pipe diameter	mm (inch)		6,4 (¼)
Suction gas pipe diameter	mm (inch)		9,5 (3/8)
Condensate pipe diameter	mm		16
Power supply	V/Ph+N/Hz		220-240/1/50
Running current	A		0,18
Running current	A		0,18
Current consumption (nom.)	A		0,18
Refrigerant			R410A
Dimensions (HxWxD)	mm		293 x 798 x 230
Weight	kg		11,0

 Cooling  Heating

The measuring conditions for this product can be found at <http://www.toshiba-klima.at/en/measuring-conditions.html>



**Energy Label:** Energy label **A+ to A+++**, indicates the power consumption and energy efficiency class.



**ErP Ecodesign:** All criteria of **ECODESIGN**-guideline are fulfilled and confirm highest system efficiency.



**Hybrid inverter control:** Smooth capacity regulation.



**Rotary compressor:** Reliability and high efficiency.



**Twin rotary compressor:** Long-lasting, smoothly running and highest efficiency.



**R410A:** Used refrigerant: R410A.



**R32:** Used refrigerant: R32.



**Wifi ready:** Optional control of the system via a smartphone.



**KNX:** Optional KNX bus connection.



**Dust filter:** Washable filter against coarse contamination.



**IAQ filter:** Fine mesh filter with natural substances.



**Active carbon-catechin filter:** Cleansing filter with enzymes from green tea.



**Plasma filter: Pure Mode:** Electrostatic filter system.



**Air ionizer:** Negative ions cover polluted particles in the air. Dust, pollen and smoke are neutralized.



**Self-cleaning function:** Usage of condensate water for cleaning.



**Auto Mode:** Automatic selection between cooling and heating.



**HI POWER:** Particularly strong airflow for quickly reaching the requested temperature.



**Auto diagnostic:** Check of system for flawless operation.



**Eco Mode:** Energy saving function.



**Quiet Mode:** Particularly low noise level - whispering mode.



**Comfort Sleep:** Gradual increase of temperature by 2 °C until morning.



**Power Selection:** Capacity regulation and therefore power savings of up to 25, 50 or 75%.



**Floor Mode:** Natural floor warming effect for greater comfort.



**Preset Mode:** Activates individual settings at the touch of a button.



**One Touch Mode:** Fully automatic operation adapted to your needs.



**Timer:** Individual programming of on-/off times.



**Off Timer:** Shutdown of the unit at chosen times (30 min to 12 h).



**Week Timer:** Up to four settings per day and seven per week.



**Automatic Restart:** After a power blackout.



**8 °C frost protection function:** Frost protection for uninhabited rooms.



**Louver:** Flexible setting of louvers.



**3D Airflow:** 6 different airflow patterns in all directions.